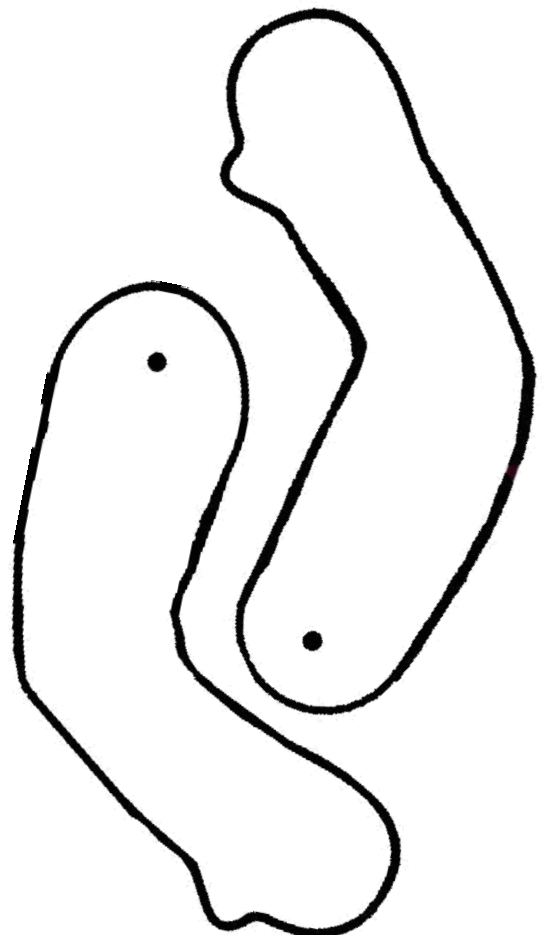




PANTIN - CLOWN


Découper et assembler les différents éléments.




On peut utiliser les têtes des pages suivantes ou imaginer sa propre tête de clown à partir du gabarit ci-dessus, en ajoutant : nœud, chapeau...





JT - <http://www.lamaternelledemoustache.net/>
Illustrations : Marianne - <http://www.crayaction.be/>





JT - <http://www.lamaternelledemoustache.net/>
Illustrations : Marianne - <http://www.crayaction.be/>

