

LES MATRIOCHKAS

Imprimer, plastifier et découper les cartes.

Suggestions :

- jeu des 7 familles : deux critères, taille et couleur.

Exemple : "je demande la matriochka bleue de la taille 5",







On gagne quand on a reconstitué une famille complète de couleur.

- Jeu de bataille : critère de taille, celui ou celle qui a la plus grande (ou la plus petite) matriochka remporte le pli.


- Jeu de manipulation : reformer les suites de la plus petite à la plus grande matriochka (ou de la plus grande à la plus petite) d'une seule couleur, en alternant les couleurs, que toutes les couleurs soit présentes dans la suite...

Et toutes les variantes que tu inventeras...




La maternelle de Moustache




Librement inspiré de l'album :




Chaque matriochka est associée à un jour de la semaine.






VERT




JAUNE


7
6
5
4
3
2
1




7
6
5
4
3
2
1



7
6
5
4
3
2
1



7
6
5
4
3
2
1



7
6
5
4
3
2
1




7
6
5
4
3
2
1




7
6
5
4
3
2
1





ROUGE



BLEU

7
6
5
4
3
2
1

7
6
5
4
3
2
1


7
6
5
4
3
2
1

7
6
5
4
3
2
1


7
6
5
4
3
2
1

7
6
5
4
3
2
1

7
6
5
4
3
2
1




MARRON



ORANGE

7
6
5
4
3
2
1




7
6
5
4
3
2
1



7
6
5
4
3
2
1



7
6
5
4
3
2
1



7
6
5
4
3
2
1




7
6
5
4
3
2
1




7
6
5
4
3
2
1






ROSE

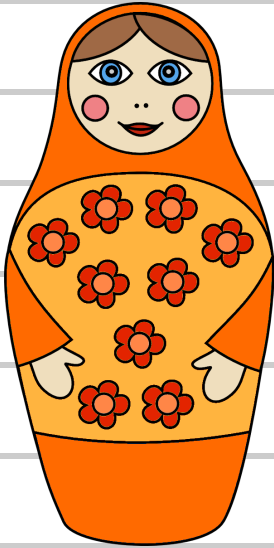


GRIS


7
6
5
4
3
2
1




7
6
5
4
3
2
1




7
6
5
4
3
2
1



7
6
5
4
3
2
1



7
6
5
4
3
2
1



7
6
5
4
3
2
1



7
6
5
4
3
2
1



7
6
5
4
3
2
1




JT

7
6
5
4
3
2
1



JT

7
6
5
4
3
2
1




JT

7
6
5
4
3
2
1




JT

7
6
5
4
3
2
1




JT

7
6
5
4
3
2
1



JT

7
6
5
4
3
2
1



JT

